

Welbeck/IPTL Model 500

Plug-and-Play Secure Internet Access Device

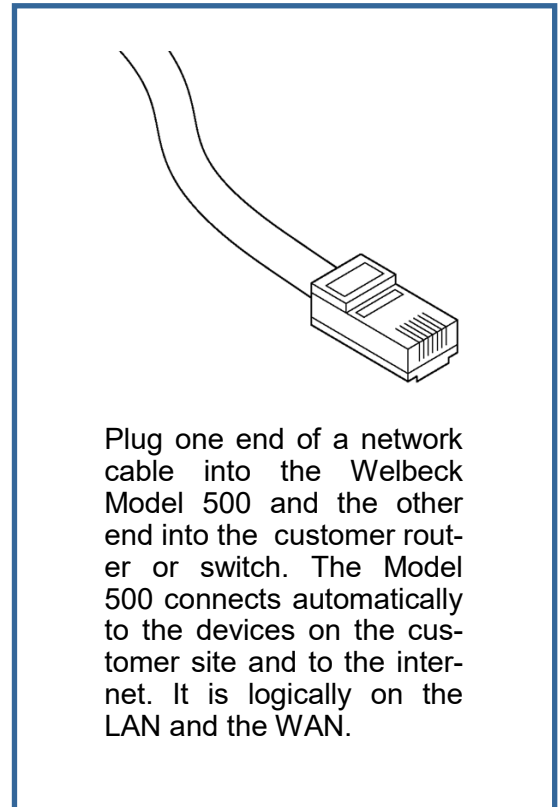


- Reliable secure connectivity
- Plug-and-play
- Connects automatically
- No port forwarding
- No IP addressing
- Built-in remote management tools
- Fits anywhere: 1.0" x 2.6"

- Automatic connection.
- Just plug in a network cable & power on.
- No port forwarding or IP addressing.
- No configuration on customer firewall.
- Advanced Security, AES256 encryption, TLS v1.2.
- Fully compatible with any router or device.
- Manage and control locally or remotely.



Welbeck Secure
7910 Woodmont Avenue,
Suite 1250,
Bethesda, MD 20814
(855) WELBECK
sales@welbecksecure.com



Specifications subject to change without notice. This document is for planning purposes only, and is not intended to create, modify or supplement any Welbeck specifications or warranties relating to these products or services. Information and/or technical specifications supplied within this document do not waive (directly or indirectly) any rights or licenses – including but not limited to patents or other protective rights of Welbeck Secure Solutions, LLC.

Device Overview

- Compact dongle plastic enclosure, 0.9" x 2.6".
- Single tunnel connection — bridged or routed.
- Transparent tunneling of L2/Ethernet frames over IP.
- Also allows L3 routed tunnel and **IPSharing™**.
- Low latency AES256 encryption and compression.
- Supports Unlimited Hosts, Unlimited Networks, Unlimited VLANs.
- **AutoConnect™** provides auto-discovery of tunnel end-points through NAT/Routers/Proxy's.
- User configurable voluntary, compulsory or split tunnels.
- Firewall and ACL's provide granular traffic management as well as protection for both Local, Uplink, and Tunnel.
- 5VDC@250mA max (148mA nominal) power input. Optional 12VDC adapter.

Network Interface

- Single 802.3TX 10/100 Ethernet RJ45 jack. Auto-sensing full- and half- duplex operation on all ports. Can function as a detached WAN interface for NAT/perimeter security operation.
- Internal 802.11 WiFi b/g/n available option on Model 501LW.
- Any interface can be used to establish/terminate tunnels.

Management & Configuration

- Internal web server management with selectable HTTP/HTTPS port. User configurable admin and monitor passwords.
- SNMP v1 MIB II; user selectable enable/disable, SNMP Variables, Tunnel Status & Tunnel Octet In/Out, Ethernet Status & Ethernet Octet In/Out. SNMP Traps for device and tunnel events.
- Syslog output with configurable server.
- Configuration export/import (encrypted) and system upgrade.
- User VLAN or Definable IP Address and Subnet Mask and Port for management.
- User selectable enable/disable support system or real-time resource options.
- Internal reset/factory reset button.
- Use with integrated management tools for independent positive control and management of fielded appliances.

Regulatory Compliance & Certifications








- Emissions: FCC Part 15 Class B, EN 55022A
- NRTL Safety: UL 60950-1, CSA C22.2 No. 60950-1; AS / NZS 3260, TS 001; CE Mark, RoHS, WEEE.
- Operating Temperature: 0° to 40°C Humidity: 5% - 90% non-condensing.

Connectivity and Security

- TLSv1.2 Tunnel operations with AES-256 CBC key encryption (selectable DES-EDE3-CBC, 3DES-CBC, Blowfish-CBC). Perfect Forward Secrecy.
- Dynamic keying and X.509 PKI certificates. Username/Password option for tunnel authorization. Separate per-tunnel password for link authorization. Automatic rekeying every 5 minutes or user configurable rekey based on time and/or data throughput.
- Configurable TCP/UDP tunnel with single port for all control & payload.
- Auto-learning with 8,192 MAC address table and unlimited hosts and networks support between LANs.
- Jumbo Ethernet frames with default MTU of 2K. VLAN (4,096) tagging on Client or Server; VLAN trunking out single Ethernet; InterVLAN routing. Will pass VLANs, VTP, & ISL.
- User selectable voluntary/compulsory and tunnel gateway modes through filters. Voluntary tunnel will only ARP for tunnel subnet traffic/hosts. Default Internet access via local router.
- ACL/Firewall permit/allow traffic from any interface. Separate Firewall rules for device access.
- Lossless compression—typical 20%-30% efficiency.
- Integrated DHCP client and server, DNS server, PPPoE client, and NTP client.
- **RealTimeResource™** DNS services. Built-in DynDNS client.
- Layer 2 bridged mode, Layer 3 routed mode and IP Sharing™ IP halfbridge with Tunnel NAT.
- L3 Routed tunnel mode supports full IPv4 routing and subnetting.
- Detached Ethernet/WAN interface with NAT and user defined port forwarding.
- **ClearGuard-CCS™** license enabled.

Filtering & Quality of Service

- User configurable L2 and L3 filters on IP/Port or MAC Address. Stateful inspection processing and filtering with new, established, or related operation. Quick access buttons for immediate config.
- User defined L2 and L3 QoS, CBQ or HBT, with application/IP or host/MAC filtering on any interface; ACL filtering on MAC address, source and destination address, and protocol type.
- NETBIOS filtering allow/pass/block/deny of Windows broadcasts/NetBIOS data on a per tunnel basis.
- Filter logging for status.
- Traffic shaping prioritizes latency-sensitive traffic (e.g. video).

		NORTH AMERICAN PRODUCT LINE Q2 2016 (MODEL 500 NOT SHOWN; SPECIFICATIONS MAY CHANGE) INQUIRIES: CALL 855-WELBECK OR EMAIL SALES@WELBECKSECURE.COM					
	NetBlazer Model 7	Model 71LW	Model 71LC	70 Series (72, 75-01, 78)	Model 770	Model 79R Server	Virtual Appliances
							
Connections	USB, WiFi, Ethernet	Ethernet & WiFi	Ethernet & 3G/4G	4 x GigE; USB	4 x GigE; 2 x USB	6 x GigE	*
Tunnels	1	1	1	1 to 8	1 to 25	1 to 1,000	1,000s
Applications	Indiv/M2M	Indiv/group/M2M	Indiv/group/M2M	Office/M2M	Office/Small Enterprise	Enterprise/Data Center/Cloud	Data Center/Cloud
Throughput	17-25 Mbps	25-35 Mbps	25-35 Mbps	85 Mbps	150-250 Mbps	1000 Mbps/1Gig	*
AutoConnect™	✓	✓	✓	✓	✓	✓	✓
Integ'd Failover	✓	✓	✓	✓	✓	✓	✓
Remote Mngt	✓	✓	✓	✓	✓	✓	✓
Dimensions	0.6" x 0.9" x 2.6"	3" x 4" x 1"	3" x 4" x 1"	6.5" x 6.5" x 2.0"	9.0" x 6.9" x 1.7"	1RU x 19"	*
Rec'd Users	1 - 3	10 - 20	10 - 20	100 - 250	250+	1000s	*
Power	5VDC@110-140mA	9VDC@500mA	9VDC@500mA	24VDC@250mA	12VDC@1.5A	100-250VAC 35W	*